


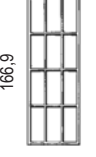

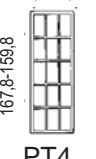

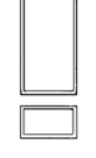


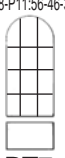
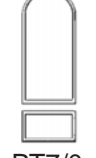



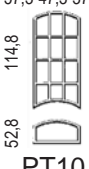

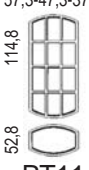

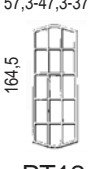

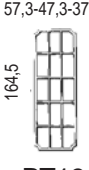

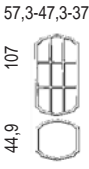
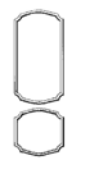
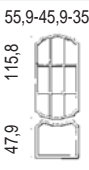



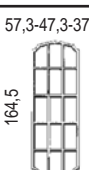

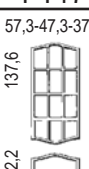



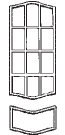



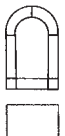

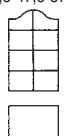













ARTICOLI IN MASSELLO (Misure Standard - batt. 19)

ART.	PROF.	RAMINO AYOUS●	BAHIA	NOCINO	ROVERE	VERN.	ART.	PROF.	RAMINO AYOUS●	BAHIA	NOCINO	ROVERE	VERN.	
57,3-47,3-37,3 54,8-44,8-34,8  167,8-159,8 PT0	P1	37,80	41,10		46,50	10,20	57,3-47,3-37,3  75 25 50 TRD	P1	66,90	71,30		84,70	31,80	
	P7		50,40	41,10	57,80				P7		79,90	71,70		90,30
	E4		38,40		47,20				E4		70,00			82,10
	197			109,80					R6	50,90				
	R6	27,30							197			131,90		172,80
	R197				77,30				R197			76,70		
	R501	●28,40		31,50					R501	●49,60				
35,9  166,9 PT1	P1	60,00	62,20		71,60	16,70	55,9-45,9  166,9 PT2	P1	77,60	81,00		93,60	21,80	
	P7		72,60	63,80	83,50				P7		95,30	84,20		109,60
	E4		66,70		80,40				E4		89,00			107,60
37,3-34,8  167,8-159,8 PT3	P1	63,90	67,40		77,10	17,00	57,3-47,3 54,8-44,8  167,8-159,8 PT4	P1	82,80	85,70		98,90	22,60	
	P7		77,10	67,90	88,30				P7		101,20	89,50		116,20
	E4		71,30		85,60				E4		94,90			114,40
									197			181,10		
57,3-47,3-37,3  114,8 52,8 PT5	P1	92,20	95,20		108,20	21,70	 PT5/0	P1	52,80	57,30		64,20	13,20	
	P7		111,00	97,90	126,60				P7		63,60	55,20		73,60
	E4		101,00		122,20				E4		53,40			66,40
	197			203,20					197			126,80		
									R6	39,60				
									R197			103,50		
						R501	●42,50		45,90					
P1:57,3-47,3-37,3 P7-P8-P11:56-46-36  167,8 PT6	P7		198,10		233,30	50,60	 PT6/0	P7		109,10		149,80	38,70	
	P8		198,10		233,30				P8		109,10			149,80
	P11		198,10						P11		109,10			
									R6	●76,00				
P1:57,3-47,3-37,3 P7-P8-P11:56-46-36  114,8 52,8 PT7	P7		195,50		232,80	48,10	 PT7/0	P7		126,90		163,80	38,70	
	P8		195,50		232,80				P8		126,90			163,80
	P11		195,50						P11		126,90			
									R6	●96,10				
57,3-47,3-37,3  167,8 PT8	P7		122,50	108,70	142,20	25,00	 PT8/0	P7		69,70	57,50	80,70	14,30	
	E4		116,90		139,80				E4		57,30			67,80
	197			219,90					197			118,50		
									R6	55,00				
									R197			90,50		
						R501	●61,10		60,10					
57,3-47,3-37,3  114,8 52,8 PT9	P7		122,70	108,50	142,00	24,30	 PT9/0	P7		80,50	65,80	92,80	16,10	
	E4		115,50		137,50				E4		67,80			81,70
	197			235,40					197			146,20		
									R6	61,70				
									R197			116,60		
						R501	●73,30		72,40					

ART.	PROF.	RAMINO	BAHIA	NOCINO	ROVERE	VERN.	ART.	PROF.	RAMINO	BAHIA	NOCINO	ROVERE	VERN.
57,3-47,3-37,3  114,8 52,8 PT10	P7		148,00	131,80	177,40	34,50	 PT10/0	P7		104,30	87,80	122,50	31,80
	E4		142,80		171,10			E4		93,60		113,70	
								R6	101,10				
57,3-47,3-37,3  114,8 52,8 PT11	P7		161,60	144,10	195,40	40,00	 PT11/0	P7		118,80	105,50	147,20	31,80
	E4		143,00		188,80			E4		114,10		137,50	
								R6	128,80				
57,3-47,3-37,3  164,5 PT12	P7		131,80	117,20	155,70	29,30	 PT12/0	P7		72,50	63,90	89,00	19,40
						R6	77,70						
57,3-47,3-37,3  164,5 PT13	P7		132,40	117,50	150,80	27,90	 PT13/0	P7		73,20	64,20	84,30	17,00
						R6	53,10						
57,3-47,3-37,3  107 44,9 PT14	P7		192,80	172,00	232,10	50,40	 PT14/0	P7		146,70	130,90	180,80	43,00
						R6	165,30						
55,9-45,9-35,9  115,8 47,9 PT15	P7		162,90	145,20	195,60	42,20	 PT15/0	P7		121,60	107,90	149,40	34,80
55,9-45,9-35,9  122,5 45,5 PT16	P7		198,70	177,50	239,10	52,50	 PT16/0	P7		146,70	130,90	180,80	43,30
57,3-47,3-37,3  164,5 PT17	P7		151,80	135,30	179,70	36,80	 PT17/0	P7		97,20	86,10	117,70	25,60
						R6	98,60						
57,3-47,3-37,3  137,6 32,2 PT18	P7		159,90	142,50	194,30	40,40	 PT18/0	P7		121,90	108,10	150,30	32,20
						R6	144,20						
57,3-47,3-37,3  137,6 32,2 PT19	P7		149,10	132,20	170,40	34,70	 PT19/0	P7		104,90	92,60	120,20	25,50
						R6	80,70						

ART.	PROF.	RAMINO	BAHIA	NOCINO	ROVERE	VERN.	ART.	PROF.	RAMINO	BAHIA	NOCINO	ROVERE	VERN.
57,3-47,3-37,3  PT21	P7		159,90	142,50	194,30	40,40	 PT21/0	P7		121,90	108,10	150,30	32,20
60,8-50,8-40,8  PT22	P7 P8		148,30 148,30			38,30	60,8-50,8-40,8  PT22/C	P7 P8		169,40 169,40			38,30
56-46-36  PT23	P8		285,60		289,70	49,60	56-46-36  PT23/Q	P8		168,70		181,60	50,90
57,3-47,3-37,3  PT25	P7		109,60	96,50	127,20	22,40	 PT25/0	P7		80,50	65,80	92,80	16,10

INFERIORI MASSELLO






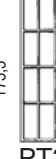

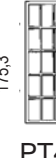










ART.	PROF.	RAMINO AYOUS ●	BAHIA	NOCINO	ROVERE	VERN.	ART.	PROF.	RAMINO	BAHIA	NOCINO	ROVERE	VERN.
 INF	P1	20,50	23,20		26,30	5,00	 PT10 INF	P7		36,20	31,90	44,60	9,20
	P7		24,20	20,90	27,90			E4		36,20		44,60	
	E4		24,20		27,90			R6	35,00				
	197			51,50									
	R6	15,20											
	R197			36,60									
	R501	●16,90		17,90									
 PT11 INF	P1					13,10	 PT14 INF	P7		68,20	60,90	84,60	20,60
	P7	60,90	47,70	42,60	60,90			R6	79,20				
	E4		47,70		60,90								
	R6	55,30											
 PT15 INF	P7		47,70	42,40	58,10	12,90	 PT16 INF	P7		68,20	60,90	84,60	20,60
 PT18 INF	P7		48,80	43,70	61,20	12,00	 PT19 INF	P7		45,80	40,40	52,10	11,40
	R6	64,40						R6	36,20				
 PT21 INF	P7		48,80	43,70	61,20	12,00	 PT22 C.LE	P7		74,00			11,10
								P8		74,00			

Le misure di riferimento si intendono sempre al centro e da battuta a battuta.

Note:




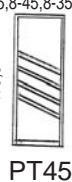



- 1) Articoli con misure a richiesta aumento del 15%
- 2) Longitudinali e trasversali diversi da quelli disegnati 15% - 10%
- 3) Predisposizioni per vetri molati +15%
- 4) Per battute superiore a 20mm aumento del 15%
- 5) I prezzi della lucidatura sono per ordini minimi di 20 coppie diversamente a preventivo

ARTICOLI IMPIALLACCIATI (Misure Standard - batt. 19)

ART.	PROF.	TANGAN.	NAZION.	ROVERE	CILIEGIO	VERN.	ART.	PROF.	TANGAN.	NAZION.	ROVERE	CILIEGIO	VERN.
55,8-45,8-35,8  175,3 PT0	P8	35,20	39,90	39,30	43,70	10,20	55,8-45,8-35,8  175,3 PT0X2	P8	53,10	59,50	58,20	64,00	12,80
	P10	34,30	42,60	41,00	45,80			P10	51,00	59,80	58,30	64,00	
	P11	32,90	37,10	36,50	41,00			P11	45,80	53,70	50,50	56,30	
55,8-45,8-35,8  175,3 PT0X3	P8	62,20	69,30	67,80	74,40	14,60	55,8-45,8-35,8  175,3 PT0X4	P8	69,90	77,80	76,00	83,10	14,90
	P10	59,30	68,60	66,80	73,20			P10	66,40	76,20	74,10	80,90	
	P11	49,20	60,00	59,00	66,00			P11	53,00	64,10	63,10	70,20	
35,8  175,3 PT1	P8	65,70	74,60	72,40	80,50	16,70	55,8-45,8  175,3 PT2	P8	89,90	102,00	98,80	109,80	21,80
	P10	60,80	71,40	68,60	76,10			P10	82,60	95,70	92,00	101,80	
	P11	55,40	67,70	66,60	74,60			P11	72,60	89,10	87,80	98,50	
35,8  175,3 PT3	P8	72,20	81,50	79,10	87,60	17,10	55,8-45,8  175,3 PT4	P8	101,50	114,40	110,80	122,30	22,60
	P10	67,20	77,80	74,90	82,60			P10	93,80	107,30	103,20	113,60	
	P11	59,20	71,80	70,70	78,90			P11	77,70	94,80	93,30	104,50	
57,3-47,3-37,3  114,8 52,8 PT5	P8	96,50	108,00	105,40	115,60	21,80	 PT5/0	P8	49,10	55,20	54,30	60,00	13,20
	P10	90,50	104,40	101,20	110,80			P10	48,10	57,90	56,80	62,50	
	P11	77,40	93,40	92,00	102,30			P11	45,10	51,70	50,90	56,80	
55,8-45,8-35,8  175,3 PT8	P8	106,30	117,70	118,60	131,90	25,00	 PT8/0	P8	47,70	51,60	55,20	62,00	14,30
	P10	99,20	110,90	111,30	123,60			P10	47,00	53,10	56,80	63,80	
	P11	91,40	106,60	109,50	122,50			P11	43,60	49,30	52,90	60,00	
57,3-47,3-37,3  114,8 52,8 PT9	P8	102,40	112,90	114,40	126,90	24,30	 PT9/0	P8	57,90	62,60	66,20	73,80	16,10
	P10	96,90	108,60	109,80	121,60			P10	57,00	64,70	68,00	75,90	
	P11	90,10	104,20	107,00	119,50			P11	52,80	60,10	63,40	70,10	
57,3-47,3-37,3  114,8 52,8 PT10	P8	124,60	134,10	144,10	162,40	34,50	 PT10/0	P8	80,10	83,90	95,90	109,20	26,30
	P10	119,20	129,60	139,00	156,40			P10	79,30	85,60	97,50	110,90	
	P11	113,20	126,00	137,50	155,30			P11	75,90	81,60	93,70	107,00	
57,3-47,3-37,3  114,8 52,8 PT11	P8	141,00	150,00	164,10	185,20	40,00	 PT11/0	P8	97,70	101,20	117,40	133,50	31,80
	P10	135,50	145,30	159,10	179,30			P10	97,00	102,50	118,60	135,00	
	P11	128,60	140,70	156,30	177,40			P11	93,90	99,10	115,30	131,60	

Le misure di riferimento si intendono sempre al centro e da battuta a battuta.

SEGUE PROFILI IMPIALLACCIATI









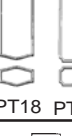



ART.	PROF.	TANGAN.	NAZION.	ROVERE	CILIEGIO	VERN.	ART.	PROF.	TANGAN.	NAZION.	ROVERE	CILIEGIO	VERN.
 PT27	P8	88,40	101,20	96,40	101,90	19,00	 PT29	P8	82,60	93,90	90,90	100,90	19,80
	P10	84,50	99,00	95,60	97,50			P10	76,00	88,20	84,60	93,80	
	P11	76,10	90,40	83,70	92,80			P11	66,90	82,10	80,70	90,50	
 TRD	P8	58,20	64,60	64,20	70,10	31,80	 PT45	P11	69,20	84,60	81,20	90,50	16,70
	P10	60,80	67,30	66,70	73,20								
	P11	51,40	60,90	60,70	66,70								
 INF	P8	17,60	19,90	19,50	21,50	5,60	 PT10 INF	P8	28,60	30,50	34,40	39,30	9,20
	P10	17,20	20,00	20,40	22,60			P10	29,30	31,30	35,10	40,00	
	P11	15,40	18,20	18,40	20,40			P11	27,00	29,40	34,00	38,40	
 PT11 INF	P8	39,80	40,90	50,10	56,70	13,10	P8	39,80	40,90	50,10	56,70		
	P10	39,70	41,40	49,40	57,10		P10	39,70	41,40	49,40	57,10		
	P11	38,80	40,30	39,90	56,00		P11	38,80	40,30	39,90	56,00		

Le misure di riferimento si intendono sempre al centro e da battuta a battuta.

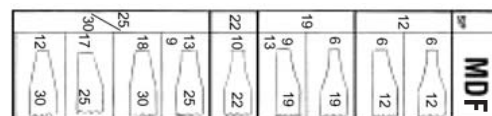
Note:

- 1) Articoli con misure a richiesta aumento del 15%
- 2) Longitudinali e trasversali diversi da quelli disegnati 15% - 10%
- 3) Predisposizioni per vetri molati +5%
- 4) I prezzi della lucidatura: ordini minimi di 20 coppie diversamente a preventivo
- 5) Per profilo P11 con centrale da cm 30+15%

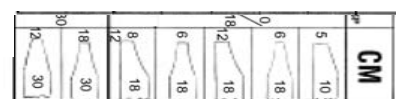
 **PANNELLI BUGNATI STANDARD** (Impiallacciati su MDF spessore 19-12)

ART.	MDF	TAN MOG/FRK	FRA/PIN P.PIN	ROV/CAS TOU	ABE/OLM DOU/LAR	CIL/NAZ HEM	ART.	MDF	TAN MOG/FRK	FRA/PIN P.PIN	ROV/CAS TOU	ABE/OLM DOU/LAR	CIL/NAZ HEM
 PT0	TOT.	50,60	112,00	118,90	125,20	137,70	143,10						
	sup.	33,10	73,10	77,70	81,80	89,90	93,50						
 PT5	inf.	15,20	33,70	35,70	37,60	41,40	43,00						
	TOT.	48,30	106,80	113,40	119,40	131,30	136,50						
	sup.												
 PT6 PT8	inf.												
	TOT.	53,20	117,60	124,80	131,40	144,60	150,20						
 PT7 PT9 PT25	sup.	36,40	80,40	85,40	89,90	98,90	102,80						
	cen.												
	inf.	15,20	33,70	35,70	37,60	41,40	43,00						
	TOT.	51,60	114,10	121,10	127,50	140,30	145,80						
 PT10	sup.	41,80	92,30	98,10	103,20	113,60	118,00						
	cen.												
	inf.	16,80	37,00	39,30	41,40	45,50	47,30						
	TOT.	58,60	129,30	137,40	144,60	159,10	165,30						
 PT11 PT14	sup.	39,70	87,80	93,20	98,10	107,90	112,10						
	inf.	18,30	40,40	42,90	45,10	49,70	51,60						
	TOT.	58,00	128,20	136,10	143,20	157,60	163,70						
 PT12 PT13 PT17	TOT.	56,80	125,70	133,50	140,60	154,60	160,70						
	sup.	39,10	86,40	91,70	96,50	106,20	110,40						
	inf.	16,70	36,90	39,20	41,20	45,30	47,10						
	TOT.	55,80	123,30	130,90	137,70	151,50	157,50						
 PT15	sup.												
	inf.												
	TOT.												
 PT18 PT19	sup.	47,60	105,20	111,70	117,60	129,40	134,40						
	inf.	11,20	24,60	26,20	27,50	30,30	31,50						
	TOT.	58,80	129,80	137,90	145,10	159,70	165,90						
	sup.												
 PT22	cen.	12,70	28,00	29,80	31,30	34,50	35,80						
	inf.	21,50	47,60	50,60	53,20	58,50	60,80						
	TOT.	62,50	138,10	146,70	154,30	169,80	176,40						
	sup.	28,30	62,50	66,30	69,80	76,80	79,80						
 TRD	cen.	7,60	16,70	17,70	18,70	20,50	21,30						
	inf.	18,40	40,60	43,10	45,40	49,90	51,90						
	TOT.	47,60	105,10	111,60	117,50	129,20	134,30						
	sup.	21,60	47,80	50,80	53,40	58,80	61,10						
 PT16 PT21	sup.	47,60	105,20	111,70	117,60	129,40	134,40						
	inf.	15,50	34,30	36,50	38,40	41,80	43,40						
	TOT.	63,10	139,50	148,20	156,00	171,20	177,80						

Pannelli fuori misura impiallacciati su MDF (prezzo al mq)							
Spessore							C. Lav.
12 - 19	50,30	111,20	118,00	124,30	136,70	142,00	84,00
22 - 25 - 30	77,40	137,80	145,60	152,30	163,40	170,00	111,20



Pannelli fuori misura impiallacciati su: CM (compensato marino)(prezzo al MQ).							
Spessore							C. Lav.
12 - 18	/	154,50	161,20	162,30	170,00	178,90	134,50
30	/	240,00	246,70	248,90	257,80	263,40	204,50
40	/	294,50	301,20	303,40	312,30	316,70	257,80



Note: Quadratura minima mq 0,15 - Ogni lato sagomato +10% - Noce biondo = Naz. +7% - C.Lav.= tranciato fornito dal cliente

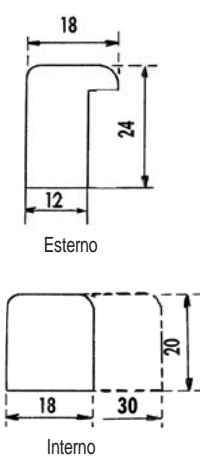
ARTICOLI IN LAMINATINO (Misure Standard - batt. 19)

● per decorativi a poro aperto +10%

ART.	PROF.	ART.	PROF.	ART.	PROF.	ART.	PROF.
55,8-45,8-35,8	P8L P11L 36,80	55,8-45,8-35,8	P8L P11L 50,10	55,8-45,8-35,8	P8L P11L 56,00	55,8-45,8-35,8	P8L P11L 61,30
175,3 PT0		175,3 PT0X2		175,3 PT0X3		175,3 PT0X4	
35,8 175,3 PT1	P8L P11L 63,40	55,8-45,8 175,3 PT2	P8L P11L 80,10	35,8 175,3 PT3	P8L P11L 67,00	55,8-45,8 175,3 PT4	P8L P11L 84,50
PT5/0	P8L P11L 52,30 Infer. 19,40	57,3-47,3-37,3 114,8 52,8 PT5	P8L P11L 86,60	PT8/0	P8L P11L 54,50	55,8-45,8-35,8 175,3 PT8	P8L P11L 104,50
PT9/0	P8L P11L 64,80 Infer. 19,40	57,3-47,3-37,3 114,8 52,8 PT9	P8L P11L 102,30	PT10/0	P8L P11L 99,90 Infer. 34,50	57,3-47,3-37,3 114,8 52,8 PT10	P8L P11L 138,10
PT11/0	P8L P11L 130,20 Infer. 55,00	57,3-47,3-37,3 114,8 52,8 PT11	P8L P11L 158,70	57,3-47,3-37,3 114,8 52,8 PT27	P8L P11L 82,30 Infer. 19,40	55,8-45,8-35,8 175,3 PT29	P8L P11L 77,90
57,3-47,3-37,3 75 25 50 TRD	P8L P11L 58,80 Infer. 19,40	55,8-45,8-35,8 175,3 PT45	P8L P11L 71,30				

Decorativi in laminatino profilo P8L	Esterno	Interno	poro aperto
CILIEGIO T21	x	x	
BIANCO MATRIX	x		●
BIANCO N70	x	x	
BIONDO 1C1	x	x	
CALIPSO R72	x	x	
CARAVAGGIO N08	x	x	
CILIEG. MANTEGNA LG07	x	x	
CILIEGIO EPOCA E 72	x	x	
MOGANO 429	x	x	
NAZIONALE 840	x	x	
ROVERE LA99	x	x	●
WENGHE LD 55	x	x	●

Decorativi in laminatino profilo P11L	Esterno	Interno	poro aperto
BIANCO ISABELLA	x	x	●
BIANCO LAREX (003)	x	x	●
BIANCO MATRIX	x	x	●
BIANCO N70	x	x	
BIONDO 1C1	x	x	
CALIPSO R72	x	x	
CILIEGIO EPOCA E72	x	x	
CILIEGIO MARBELLA LG69	x	x	●
CILIEGIO T21	x	x	
KAKI FA 44	x	x	●
LM 12 ROV. PROVENZA	x	x	●
LK 84 OREGON PINE	x	x	●
LK 55 PALISS. SANTOS	x	x	●
LM 08 CITY OAK	x	x	●
LM 09 ROV-OLD AMERICA	x	x	●
NAZIONALE 840	x	x	
NOCE OTTAVIANO	x	x	
PALISS. B 2302	x	x	●
ROVERE AMERICANO	x	x	●
ROVERE LA99	x	x	●
WENGHE LD 55	x	x	●
LK48 NOCE LEUCA	x	x	●



PANNELLI BUGNATI STANDARD (€ al mq 85,50)

ART.		ART.		ART.		ART.	
PT0	84,60	PT5	S 57,40 I 27,20 C 84,60	PT8	93,00	PT9	S 63,30 I 27,20 C 90,50
PT10	S 72,30 I 29,80 C 102,10	PT11	S 69,70 I 32,80 C 102,50	TRD	S 38,60 C.le 21,60 INF 25,60 C 85,80		

Per decorativi a poro aperto +10%
Per pannelli con spessore da mm 18 - punta 9 +26% al mq

ARTICOLI CON MISURE A RICHIESTA (Misure indicative - batt. 19)

MASSELLI											IMPIALLACCIATI				
ART.	PROF.	PI	RA-AY*	BA	NO	MO	RO	DU	TU	PP	TA	NA	RO	CI	
70 INF	P1	26,40	39,70	30,20	25,20	30,20	32,10	35,90							
	P5	22,00	41,00	29,60		29,60	30,90	35,90		27,00					
	P6	25,20						35,60							
	E4	22,00		26,00	23,70										
	P7	26,40	42,20	30,90	26,40	30,90	34,00	37,10							
	P8	26,40										21,70	24,50	24,30	26,00
	P10											22,20	25,30	25,00	26,90
	P11											20,80	23,50	23,30	25,00
	351	26,40						25,80	31,40	22,60					
	R6 -Z21		22,50	23,80				22,50							
	R501		24,30 - 22,00*	25,80	24,30			25,80							
	R197							34,70		30,80					
	P197							78,70		58,30					
P70									58,30						
R70									33,50						
130 SUP	P1	38,80	59,30	44,70	36,90	44,70	47,60	53,60							
	P5	32,00	61,40	43,70		43,70	45,70	53,60		41,80					
	P6	36,90						52,50							
	E4	32,00		38,30	34,70										
	P7	38,80	63,20	45,70	38,80	45,70	50,50	55,40	38,80						
	P8	38,80										31,60	35,90	35,50	38,30
	P10											32,30	37,10	36,70	39,60
	P11											30,10	34,30	34,00	36,70
	351	38,80						50,50	46,60	38,80					
	R6 -Z21		32,80	34,90	32,00			32,80							
	R501		35,50 - 32,00*					37,90							
	R197							51,90		45,90					
	P197							119,90		88,40					
P70									88,70						
R70									50,00						
160 PT0	P1	45,40	72,00	53,10	42,90	53,10	56,80	64,50							
	P5	36,60	74,60	51,70		51,70	54,40	64,50		49,30					
	P6	42,90						63,20							
	E4	36,60		44,70	40,10										
	P7	45,40	77,00	54,40	45,40	54,40	60,50	66,90	45,40						
	P8	45,40										36,10	41,60	41,20	44,70
	P10											37,00	43,20	42,70	46,50
	P11											34,10	39,60	39,20	42,70
	351	45,40						60,50	55,50	45,40					
	R6 -Z21		37,70	40,30	36,60			37,70							
	R501		41,20 - 36,60*					44,30							
	R197							67,30		59,60					
	P197							155,30		114,60					
P70									114,60						
R70									64,90						
70 OX1	P1	37,80	54,00	42,90	36,80	42,90	45,00	48,50							
	P5	33,50	55,70	42,60		42,60	43,70	49,30		41,10					
	P6	37,80						49,60							
	E4	33,50		38,30	35,50		38,30								
	P7	37,80	57,00	43,70	38,30	43,70	47,30	50,00	38,30						
	P8	37,80										33,10	36,50	36,10	38,30
	P10											33,10	36,60	36,20	38,40
	P11											31,90	35,40	35,10	37,40
	351	40,50						47,30	47,10	40,50					
130 OX2	P1	51,60	77,10	59,70	50,30	59,70	63,10	68,10							
	P5	45,20	79,90	59,50		59,50	61,00	69,70		57,20					
	P6	51,60						70,50							
	E4	45,20		52,70	48,30		52,70								
	P7	51,60	81,70	61,00	52,60	61,00	66,70	70,40	52,60						
	P8	51,60										44,60	49,90	49,20	52,80
	P10											44,40	49,80	49,10	52,60
	P11											42,70	48,20	47,80	51,30
351	56,80						56,60	67,30	56,80						

MASSELLI											IMPIALLACCIATI			
ART.	PROF.	PI	RA-AY*	BA	NO	MO	RO	DU	TU	PP	TA	NA	RO	CI
160 OX3	P1	60,80	92,50	71,10	59,50	71,10	75,20	80,80						
	P5	53,50	96,00	71,70		71,70	72,70	83,20		68,30				
	P6	61,40						84,40						
	E4	53,50		62,80	57,20		62,80							
	P7	60,80	98,10	72,70	62,40	72,70	79,70	83,70	62,40					
	P8	60,80									52,70	59,20	58,30	62,80
	P10										52,20	58,70	57,80	62,20
	P11										50,40	57,30	56,80	61,20
	351	68,70					68,60	81,90	68,70					
	160 OX4	P1	69,80	106,50	82,00	68,60	82,00	86,60	92,40					
P5		61,90	110,60	82,30		82,30	83,80	95,70		78,90				
P6		71,20						98,10						
E4		61,90		72,60	66,20		72,60							
P7		69,80	113,00	83,80	71,90	83,80	91,90	95,90	71,90					
P8		69,80									61,00	68,50	67,30	72,70
P10											60,10	67,50	66,30	71,40
P11											58,30	66,30	65,70	70,90
351		80,40					80,40	95,90	80,40					
70 1X1		P1	45,10	65,10	51,80	44,50	51,80	54,30	57,20					
	P5	41,00	67,40	52,10		52,10	52,80	59,20		50,30				
	P6	46,10						60,70						
	E4	41,00		46,80	43,30		46,80							
	P7	45,10	68,60	52,80	46,40	52,80	57,20	59,10	46,40					
	P8	45,10									40,50	44,60	43,90	46,90
	P10										39,90	43,90	43,20	46,00
	P11										39,00	43,40	43,10	45,90
	351	51,40					51,60	60,00						
	130 1X2	P1	62,80	95,70	74,10	62,30	71,10	78,10	82,10					
P5		56,90	99,50	74,90		74,90	75,80	85,80		72,00				
P6		65,30						89,10						
E4		56,90		66,30	60,60		66,30							
P7		62,80	101,30	75,80	65,30	75,80	85,20	82,50	65,30					
P8		62,80									56,00	62,70	61,50	66,40
P10											54,60	61,00	59,80	64,30
P11											53,60	60,90	60,30	65,00
351		75,00					75,50	89,30	75,00					
160 1X3		P1	76,50	117,30	90,80	76,30	90,80	95,70	100,00					
	P5	69,80	122,00	92,10		92,10	92,90	105,00		88,40				
	P6	80,30						109,60						
	E4	69,80		81,40	74,30		81,40							
	P7	76,50	124,20	92,90	80,00	92,90	101,60	103,90	80,00					
	P8	76,50									68,70	77,00	75,40	81,50
	P10										66,80	74,50	72,90	78,50
	P11										65,60	74,80	74,10	79,90
	351	93,10					93,80	110,90	93,10					
	180 1X4	P1	88,90	135,60	105,40	88,60	105,40	110,90	115,30					
P5		81,40	151,30	113,20		107,10	199,70	121,40		102,80				
P6		93,50						127,20						
E4		81,40		94,70	86,60		94,70							
P7		88,90	143,50	107,70	92,90	107,70	117,60	119,70	92,90					
P8		88,90									80,20	89,60	87,80	94,90
P10											77,70	86,40	84,60	91,00
P11											76,70	87,20	86,40	93,10
351		109,00					110,00	129,70	109,00					
210 1X5		P1	103,90	158,40	123,20	103,80	132,20	129,60	134,40					
	P5	95,60	177,10	132,80		125,40	140,50	141,80		120,40				
	P6	109,70						148,80						
	E4	95,60		111,00	101,50		111,00							
	P7	103,90	167,50	125,90	108,70	125,90	137,50	139,60	108,70					
	P8	103,90									94,00	105,10	102,90	111,20
	P10										91,00	101,00	98,90	106,30
	P11										90,00	102,30	101,40	109,20
	351	128,20					129,50	152,50	128,20					

MASSELLI											IMPIALLACCIATI				
ART.	PROF.	PI	RA-AY*	BA	NO	MO	RO	DU	TU	PP	TA	NA	RO	CI	
 1X6	P1	117,20	177,90	138,90	117,30	138,90	146,00	150,80							
	P5	108,40	199,20	150,00		141,50	158,70	159,40		136,00					
	P6	124,10						167,60							
	E4	108,40		125,50	114,90		125,50								
	P7	117,20	187,90	141,90	122,80	141,90	154,70	156,60	122,80						
	P8	117,20										106,60	118,90	116,50	125,70
	P10											103,00	114,10	111,70	120,00
	P11											102,10	115,90	114,90	123,60
	351	145,20						146,90	172,40	145,20					
 2X1	P1	57,10	84,40	66,70	56,90	66,70	69,90	72,80							
	P5	52,60	93,20	70,90		67,50	74,70	76,20		65,10					
	P6	59,60						79,30							
	E4	52,60		60,30	55,60		60,30								
	P7	57,10	89,00	68,00	59,40	68,00	73,90	75,40	59,40						
	P8	57,10										51,80	57,40	56,30	60,40
	P10											50,50	55,70	54,60	58,40
	P11											49,80	55,90	55,50	59,40
	351	68,20						68,80	80,30	68,20					
 2X2	P1	82,70	127,30	98,80	82,90	98,80	103,90	107,20							
	P5	76,50	143,30	107,20		100,80	113,70	113,70		96,70					
	P6	88,10						119,90							
	E4	76,50		89,00	81,30		89,00								
	P7	82,70	134,60	101,00	87,00	101,00	110,30	111,40	87,00						
	P8	82,70										75,20	84,20	82,40	89,20
	P10											72,40	80,50	78,70	84,80
	P11											71,90	82,00	81,30	87,70
	351	103,90						105,20	124,00	103,90					
 2X3	P1	102,20	157,30	122,30	102,80	122,30	128,50	131,80							
	P5	95,20	178,10	133,70		125,10	141,80	140,30		120,10					
	P6	109,60						148,80							
	E4	95,20		110,60	101,00		110,60								
	P7	102,20	166,30	125,00	107,80	125,00	136,50	137,00	107,80						
	P8	102,20										93,50	104,70	102,30	110,80
	P10											89,70	99,60	97,20	104,70
	P11											89,40	102,00	101,10	109,10
	351	130,20						132,10	155,30	130,20					
 2X4	P1	121,70	185,10	145,10	122,70	145,10	152,20	155,20							
	P5	114,30	192,90	148,70		148,70	148,20	165,60		142,90					
	P6	130,90						175,90							
	E4	114,30		131,90	120,90		131,90								
	P7	121,70	195,40	148,20	128,50	148,20	161,40	161,30	128,50						
	P8	121,70										112,30	125,10	122,30	132,20
	P10											107,70	118,80	116,00	124,60
	P11											107,60	112,20	121,10	130,40
	351	155,60						157,90	184,70	155,60					
 2X5	P1	141,30	215,30	168,70	142,70	168,70	177,00	180,00							
	P5	133,10	224,40	173,20		173,20	172,40	192,40		166,50					
	P6	152,60						205,00							
	E4	133,10		153,60	140,80		153,60								
	P7	141,30	227,30	172,40	149,40	172,40	187,70	187,10	149,40						
	P8	141,30										130,80	145,80	142,40	154,00
	P10											125,10	138,00	134,60	147,70
	P11											125,30	142,40	141,20	152,00
	351	182,00						185,00	216,20	182,00					
 2X6	P1	160,80	243,20	191,50	162,60	191,50	200,70	203,40							
	P5	152,20	253,40	196,70		196,70	195,60	217,60		189,20					
	P6	174,00						232,10							
	E4	152,20		175,00	160,70										
	P7	160,80	256,40	195,60	170,10	195,60	212,60	211,30	170,10						
	P8	160,80										149,60	166,20	162,40	175,40
	P10											143,00	157,20	153,40	164,60
	P11											143,50	162,50	161,20	173,30
	351	207,40						210,80	245,60	207,40					

Note: longitudinale ± 30% trasversale ± 10%
Per battute da 20 a 25 ± 15%

COMPONENTI SFUSI

PROFILI MASSELLO										
		PI	RA-AY*	BA-MO	NO	RO-LR	DU	PP	TU	CI
P1	ML	3,71	7,09	4,67	3,38	5,16	6,12			
P5	ML	2,58	7,41	4,51		4,83	6,12	4,19		
P6	ML	3,71					5,96			
P7	ML	3,71	7,73	4,83	3,71	5,64	6,44		3,54	
P8	ML	3,71								
E4	ML	2,74		3,61	3,05	3,54				
197	ML					16,11			10,96	
R197	ML					4,93			3,96	
R6-Z21	ML		4,00	3,10	2,60	4,00				
R501	ML		2,60*		2,90	3,54				
351	ML	4,83				7,09	7,57		4,83	
P70	ML								6,93	
R70	ML								4,61	
		Grezzo	Tinto	Laccato	Lacc spec		Grezzo	Verniciato		
F9	ML	2,00	3,00	3,35	4,35		3,00	4,16		
F15	ML	2,85	4,00	4,40	5,40		4,45	5,56		

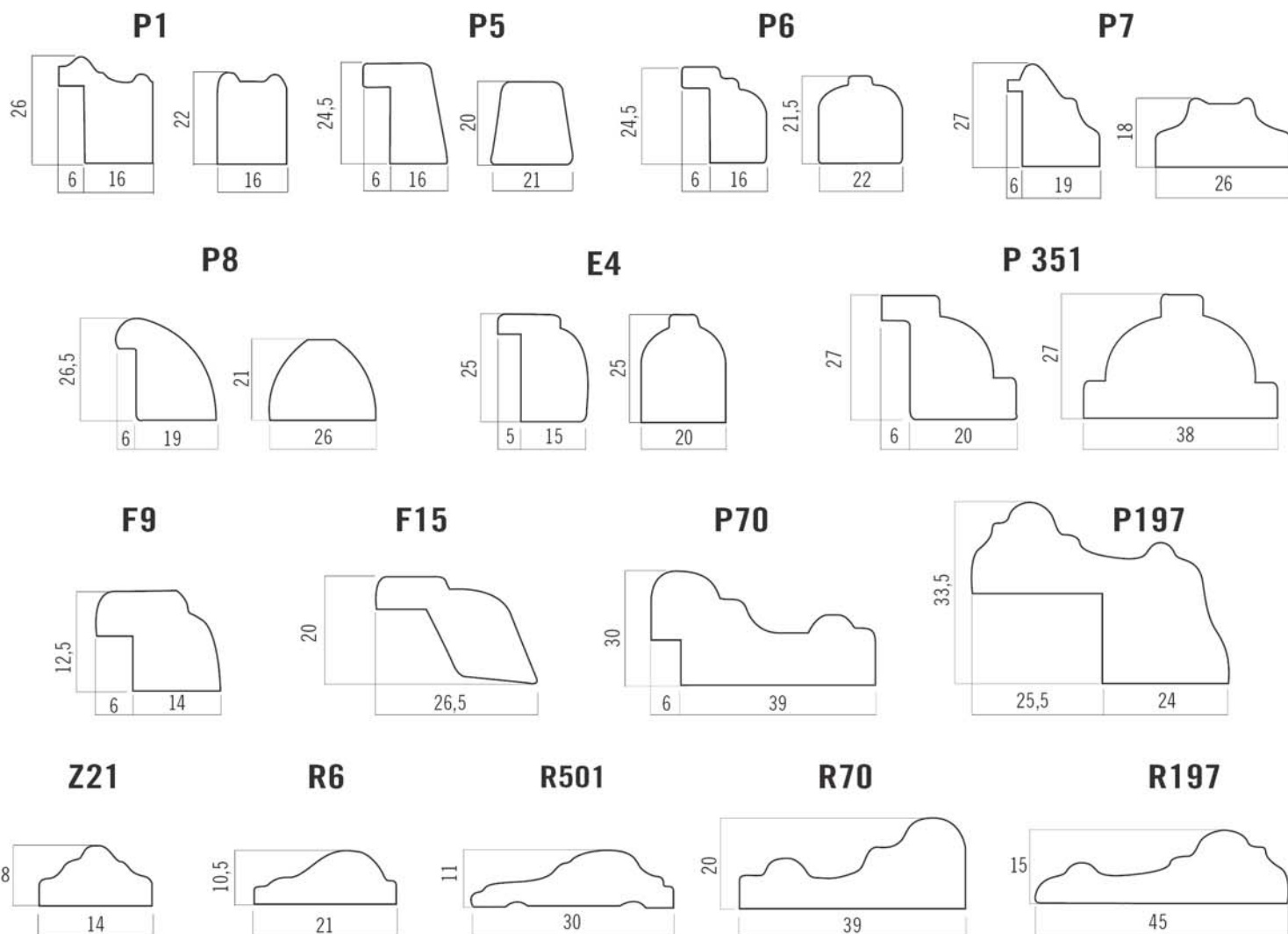
PROFILI IMPIALLACCIATI										
			TA	NA	RO	CI				
P8		ML	2,59	3,28	3,06	3,64				
P10		ML	2,63	3,40	3,35	3,82				
P11		ML	2,34	3,20	3,14	3,68				

PROFILI LAMINATINO										
			Normali	Poro aperto						
P8L		ML	2,60	2,86						
P11L		ML	2,60	2,86						

CURVE - ANGOLI - CERCHI - BATTISCOPIA										
		disegni	RA-AY*	BA-MO	NO	RO-LR	DU	PP	TU	CI
P7-P8-P10-P11-E4	Curva luna cad		10,80	9,00	9,00	10,80				12,90
197	Curva luna cad				22,70	35,90			22,70	
R197	Curva luna cad				19,00	30,50			19,00	
R6	Curva luna cad		8,00*	9,00	9,00	10,80				
R501	Curva luna cad		8,00*	9,00	9,00	10,80				
P7	Curva luna cad		10,80	9,00	9,00	10,80				
R6	Curva luna cad		8,00*	9,00	9,00	10,80				
P7-R6-Z21	Angoli cad		3,80	3,10	3,10	3,80				
E4-P7	Cerchi diam 26 CP			99,60						
P5	Cerchi diam 30 CF		96,00*							
P11	Cerchi diam 40 CF			109,00						
E4-P7	Cerchi diam 46 CF			115,00						
Battiscopa	70x10 ML		grezzo 2,56	tinto 3,33	laccato 4,22	lacc. spec. 6,00				

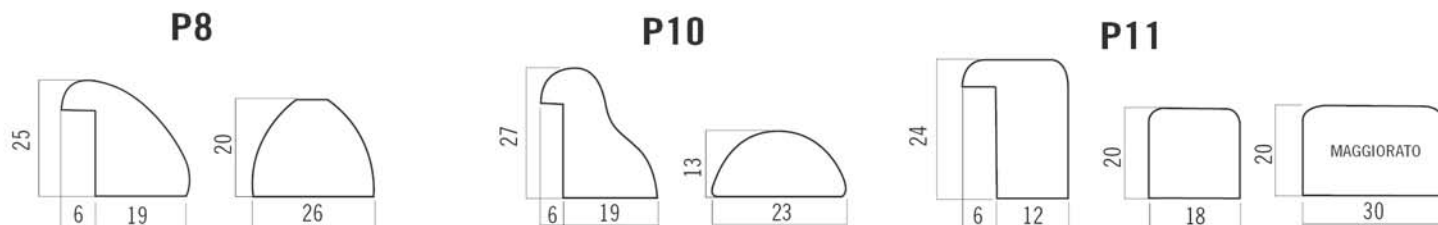
LUCIDATURA			
		LUCIDATURA	LACCATURA
PROFILO	ML	1,10	2,00
CURVE	PZ	3,10	4,60
ANGOLI	PZ	1,80	2,60
CERCHI	CP	15,30	27,80

PROFILI IN MASSELLO

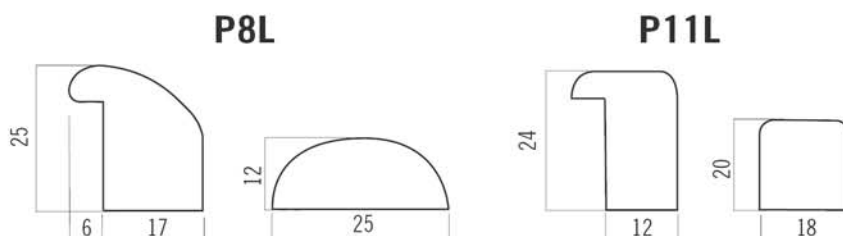


Per profili P5 - P6 - E4 - P8 il centrale può essere maggiorato.

PROFILI IMPIALLACCIATI



PROFILI IN LAMINATINO



TRASPORTI (prezzi netti)

LOCALITA' \ VOLUME	da 0 fino a 0,30 m ³	da 0,31 fino a 0,60 m ³	da 0,61 fino a 0,90 m ³	1 m ³	
Piemonte / Val D'Aosta	20,40	37,20	54,00	52,80	
Liguria	19,20	34,80	48,00	48,00	
Toscana	19,20	34,80	48,00	48,00	
Veneto	19,20	34,80	48,00	48,00	
Trentino	21,60	34,80	55,20	54,00	
Friuli	21,60	39,60	56,40	55,20	
Lombardia / Emilia Rom.	15,60	26,40	38,40	36,00	
Marche / Umbria	22,80	40,80	60,00	58,80	
Lazio / Abruzzo	22,80	40,80	60,00	58,80	
Molise / Campania	25,20	45,60	67,20	66,00	
Basilicata / Puglia	26,40	49,20	73,20	72,00	
Calabria	31,20	58,80	88,80	87,60	
Sicilia	34,80	67,20	98,40	97,20	
Sardegna	34,80	67,20	98,40	97,20	

NOTE: Merce superiore a 1m³, arrotondamenti di 20 in 20 - Merce superiore a 3 mt maggiorazione del 100% - Contrassegno +2% minimo € 10,33
 VARIE: Bancale con cornici (minimo ml 1000) € 0,065 al ml - 1 scatola (6 coppie telai standard) m³ 0,30

NOTE INFORMATIVE

- 1) I materiali da noi impiegati sono di prima scelta, opportunamente trattati e lavorati al fine di ottenere un prodotto qualitativamente valido.
- 2) In questo listino abbiamo raggruppato gli articoli ed i profili che si usano abitualmente, siamo comunque in grado di eseguire qualsiasi altra forma o disegno con preventivo a richiesta. Possiamo, inoltre, fornire sia materiale grezzo che tinto o laccato su colori specifici.
- 3) Gli ordini dovranno sempre essere inviati via e-mail: info@parmatelai.com oppure a mezzo fax al numero 0521.825603.
- 4) I termini di consegna sono di circa 10 giorni lavorativi per materiale grezzo; 20 giorni per materiale tinto o laccato.
- 5) I prezzi sono franco fabbrica.
- 6) Le spedizioni tramite corriere in porto franco avranno addebito in fattura.
- 7) Le misure di riferimento si intendono sempre al centro dei disegni e da battuta a battuta.